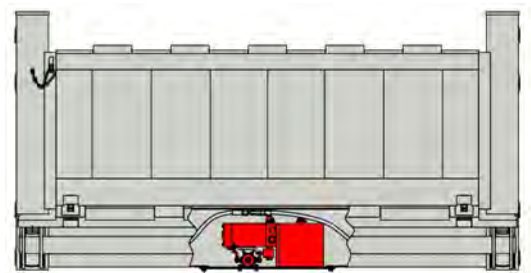


# PKL SERIES

## Pick-Up Lift

Perfection in every detail



- Easy & quick installation
- Long life - low maintenance

This superior and cost effective lift is designed for small Pick-up trucks. It is extreme light in weight (120 kg) and will be installed directly onto the bed level. No need to change the lights, license plates or under run beam. The tow bar is not affected by the installation.

All models are completely assembled, adjusted and tested before leaving the factory.



DEFINITELY FUTURE-ORIENTED TAIL LIFT

| Model            | Mechanism | Platform | max. height unload | Capacity kg | Load centre mm | Platform Size B x H mm | Weight kg |
|------------------|-----------|----------|--------------------|-------------|----------------|------------------------|-----------|
| PKL-300.110AL/AL | Aluminum  | Aluminum | 1100               | 300         | 500            | 1430 x 1137            | 120       |
| PKL-400.093AL/AL | Aluminum  | Aluminum | 930                | 400         | 500            | 1430 x 1137            | 116       |

## Standard Ausstattung

- Two battery cables, (+/-) for a direct connection to the battery



2-button Hand control with pull out protection



All-Aluminum Tail Lift

## Optional:


- Added platform length
- Flashing lights
- Additional hand controls
- Electrical Hose Burst Valve



Roll Stops

## MHW®-Power Pack

This PKL lift is controlled by a compact MHW power pack and installed into the tube, keeping it completely safe from the weather. The motor (0.8kW) and the MHW exclusive Micro-valves are perfectly tuned to the lift function and the vehicle battery. Power consumption is very low, extending the life span of the very small car battery.




## Lifting Mechanism

The left and right lifting arms are securely connected with a torsion bar to ensure the stable operation of the platform even with an uncentered load.



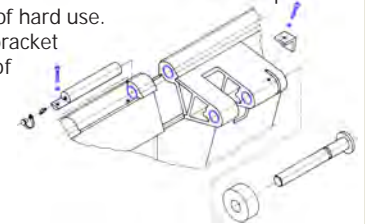
## Platform Lock

The platform is automatically locked when the operator closes the platform and has a pin type lock to keep it safe while driving to the next stop.




## Mounting Pins

The pins are mounted in DU-bushings. The pins on all-aluminum platforms are mounted in ceramic-coated bearings. Since ceramic is not an electrical conductive material it avoids corrosion. The pins can be easily removed after years of hard use. All pins are secured with a bracket and the screws are made of stainless steel.



## Platform Hinge

The continuous aluminum hinge is guided by a stainless steel rod that has a grease fitting at every pivot point.



## Safety First

All cylinders are equipped with mechanical hose-burst valves which are operative during lifting and lowering of the platform. The platform will stop immediately if a hose bursts, protecting the operator and product.



## ALUHEBETECHNIK GmbH

### Office

Hauptplatz 23  
A-2474 Gattendorf  
Austria / Europe  
Telefon: (+43) 2142 64280  
Telefax: (+43) 2142 642860  
E-Mail: office@aht-mhw.com

### Plant

Bahnstrasse 34  
A-2474 Gattendorf  
Austria / Europe  
Telefon: (+43) 2142 64360  
Telefax: (+43) 2142 64366



[www.aht-mhw.com](http://www.aht-mhw.com)